

**PROXIMARAY TECHNOLOGIES PRIVATE LIMITED**

**ADD: FLT NO - 6304, BUILDING NO.179, KANNAMWAR NAGAR, GANPATI MANDIR, Mumbai City, VIKHROLI, Maharashtra, India, 400083**

**CIN: U74999MH2020PTC341576**

**Balance Sheet As On 31st March, 2025**

**(Figures In Hundred)**

Particulars	Note No.	Figures as at the end of current reporting period Rs.	Figures as at the end of previous reporting Period Rs.
<b>A EQUITY AND LIABILITIES</b>			
<b>1 Shareholders' funds</b>			
(a) Share capital	1	1,000.00	1,000.00
(b) Reserves and surplus	2	(9,735.95)	9,957.15
(b) Money Received against share warrents		-	-
<b>2 Share application money pending allotments</b>		-	-
<b>3 Non-current liabilities</b>			
(a) Long-term borrowings			-
(b) Deferred tax liabilities (net)		-	-
(c) Other Long Term Liabilities	3	-	-
(d) Long term provision		-	-
<b>4 Current liabilities</b>			
(a) Short Term Borrowings	4	1,666.11	1,666.11
<b>(b) Trade payables</b>	5		
(A) total outstanding dues of micro enterprises and small enterprises		24,409.62	2,065.01
(B) total outstanding dues of Creditors other than micro enterprises and small enterprises		-	-
(c) Other current liabilities	6	-	-
(d) Short-term provisions	7	1,467.57	3,176.95
<b>TOTAL</b>		<b>18,807.35</b>	<b>17,865.22</b>
<b>B ASSETS</b>			
<b>1 Non-current assets</b>			
<b>(i) Property, Plant and Equipment</b>	8	1,441.92	2,834.31
(ii) Intangible assets		-	-
(iii) Capital Work in progress		-	-
(iv) Intangible Assets under Development		-	-
(b) Non-current investments	9	-	-
(c) Deferred Tax Assets		176.61	130.34
(d) Long term loans and Advances			
(e) Other Non Current Assets			
<b>2 Current assets</b>			
(a) Current Investments	10		
(b) Inventories	11	-	-
(c) Trade receivables	12	12,808.14	12,345.56
(d) Cash and cash equivalents	13	832.04	1,129.93
(e) Short-term loans and advances	14	-	-
(f) Other Current Assets	15	3,548.64	1,425.08
<b>TOTAL</b>		<b>18,807.35</b>	<b>17,865.22</b>

**See accompanying notes forming part of the financial statements**

In terms of our report attached.

**For GANESH KEVAT & ASSOCIATES**

**Chartered Accountants**

**FRN 159210W**

**CA Ganesh Nandlal Kevat**

**Proprietor**

**Place: Thane**

**Date: 30-09-2025**

**UDIN:25620433BMLYIV3889**



**FOR PROXIMARAY TECHNOLOGIES PRIVATE LIMITED**

**RAM BABU YADAV**






**(DIRECTOR)**

**DIN : 08785506**

**RAJENDRA RAO**

**(DIRECTOR)**

**DIN: 11315958**

<b>PROXIMARAY TECHNOLOGIES PRIVATE LIMITED</b> <b>ADD: FLT NO - 6304, BUILDING NO.179, KANNAMWAR NAGAR, GANPATI MANDIR, Mumbai City, VIKHROLI, Maharashtra</b> <b>CIN: U74999MH2020PTC341576</b>			
<b>STATEMENT OF PROFIT AND LOSS ACCOUNT FOR THE YEAR ENDED 31st MARCH 2025</b>			
<b>(Figures In Hundred)</b>			
<b>Particulars</b>	<b>Note No.</b>	<b>Figures for the current reporting period</b>	<b>Figures for the previous reporting period</b>
		<b>Rs.</b>	<b>Rs.</b>
<b>I</b> Revenue from operations (gross)	16	22,046.06	49,628.60
Less: Excise Duty		-	-
Revenue from operations (net)		<b>22,046.06</b>	<b>49,628.60</b>
<b>II</b> Other Income	17	144.65	135.00
<b>III Total Income (I+II)</b>		<b>22,190.71</b>	<b>49,763.60</b>
<b>IV Expenses</b>			
(a) Cost of materials consumed	18	-	-
(b) Purchase of Stock in Trade		-	-
(c) Changes in inventories of finished goods, work-in-progress and stock-in-trade	19	-	-
(d) Employee benefits expenses	20	36,448.19	28,711.14
(e) Finance costs	21	41.51	6.11
(f) Depreciation and amortisation expenses		1,392.39	1,489.71
(g) Other expenses	22	4,047.98	13,462.66
<b>Total Expenses</b>		<b>41,930.07</b>	<b>43,669.62</b>
<b>V Profit before exceptional and extraordinary item and tax</b>		<b>(19,739.36)</b>	<b>6,093.98</b>
<b>VI Exceptional Items</b>		-	-
<b>VII Profit before extraordinary item and tax</b>		<b>(19,739.36)</b>	<b>6,093.98</b>
<b>VIII Extraordinary Items</b>		-	-
<b>IX Profit before Tax</b>		<b>(19,739.36)</b>	<b>6,093.98</b>
<b>X Tax Expense:</b>			
(a) Current tax expense		-	-
(b) Deferred tax Liability/(Assets)		(46.26)	(17.61)
<b>XI Profit / (Loss) for the period from continuing operations</b>		<b>(19,693.10)</b>	<b>6,111.59</b>
<b>XII Profit / (Loss) from discontinuing operations</b>		-	-
<b>XIII Tax from discontinuing operations</b>		-	-
<b>XIV Profit/ (Loss) from discontinuing operations</b>		-	-
<b>XV (Loss) for the Period</b>		<b>(19,693.10)</b>	<b>6,111.59</b>
<b>XVI Earning per equity share:</b>			
(1) Basic		<b>(1.97)</b>	<b>0.61</b>
(2) Diluted		<b>(1.97)</b>	<b>0.61</b>
<div> <div> <p>In terms of our report attached.</p> <p><b>For GANESH KEVAT &amp; ASSOCIATES</b></p> <p><b>Chartered Accountants</b></p> <p><b>FRN 159210W</b></p>   <p><b>CA Ganesh Nandlal Kevat</b> Proprietor Place: Thane Date: 30-09-2025 UDIN:25620433BMLYTV3889</p> </div> <div> <p><b>FOR PROXIMARAY TECHNOLOGIES PRIVATE LIMITED</b></p>   <p><b>RAM BABU YADAV</b> (DIRECTOR) DIN : 08785506</p> </div> <div>  <p><b>RAJENDRA RAO</b> (DIRECTOR) DIN: 11315958</p> </div> </div>			

<b>PROXIMARAY TECHNOLOGIES PRIVATE LIMITED</b> <b>NOTES ANNEXED TO AND FORMING PART OF THE BALANCE SHEET</b> <b>Note -1. SHARE CAPITAL</b> <span style="float: right;"><b>(Figures In Hundred)</b></span>				
Particulars	Figures as at the end of current reporting period		Figures as at the end of previous reporting	
	Number of shares	Rs.	Number of shares	Rs.
<b>(a) Authorised</b> 100000 Equity shares of Rs.10/- each with voting rights	1,00,000.00	10,000.00	1,00,000.00	10,000.00
	1,00,000.00	10,000.00	1,00,000.00	10,000.00
<b>(b) Issued, Subscribed and Paid up</b> 10000 Equity shares of Rs.10 each with voting rights	10,000.00	1,000.00	10,000.00	1,000.00
	10,000.00	1,000.00	10,000.00	1,000.00
<b>Total</b>	<b>10,000.00</b>	<b>1,000.00</b>	<b>10,000.00</b>	<b>1,000.00</b>
<b>List of Shareholders holding more than 5% share capital</b>				
Name of Shareholders	No. of Shares	%	Value/Share	Total Value
Rambabu Yadav	5500	55.00	10	550.00
Urmish Telgote	4500	45.00	10	450.00
<b>TOTAL</b>	<b>10,000.00</b>	<b>100.00</b>		<b>1,000.00</b>

**NOTE 1A. SHARES HELD BY PROMOTORS**

Current Reporting Period				
Sr No.	Promotor's Name	No of shares	% of total shares	% Change during the year
1				
2				

Previous reporting Period				
Sr No.	Promotor's Name	No of shares	% of total shares	% Change during the year
1				
2				

**NOTE- 1B. STATEMENTS OF CHANGES IN EQUITY**

Current Reporting Period				
Balance at the beginning of the current reporting period	Changes in Equity Share Capital due to prior period error	Related Balance at the beginning of the current reporting	Changes in Equity Share Capital during the current	Balance at the end of the current reporting period
1000	0	0	0	1000


Previous reporting Period				
Balance at the beginning of the previous reporting period	Changes in Equity Share Capital due to prior period error	Related Balance at the beginning of the previous reporting period	Changes in Equity Share Capital during the previous year	Balance at the end of the previous reporting period
1000	0	0	0	1000

In terms of our report attached.

**For GANESH KEVAT & ASSOCIATES**

Chartered Accountants

FRN 159210W




**CA Ganesh Nandlal Kevat**

**Proprietor**

**Place: Thane**

**UDIN:25620433BMLYIV3889**

**FOR PROXIMARAY TECHNOLOGIES PRIVATE LIMITED**



**RAM BABU YADAV**

**(DIRECTOR)**

**DIN : 08785506**




**RAJENDRA RAO**

**(DIRECTOR)**

**DIN: 11315958**

**PROXIMARAY TECHNOLOGIES PRIVATE LIMITED**  
**NOTES ANNEXED TO AND FORMING PART OF THE BALANCE SHEET**

(Figures In Hundred)

**Note 2 RESERVES AND SURPLUS**

Particulars	Figures as at the end of current reporting period	Figures as at the end of previous reporting Period
	Rs.	Rs.
<b>(A) Securities premium account</b>		
Opening balance	-	-
Closing balance	-	-
<b>(B) Surplus / (Deficit) in Statement of Profit and Loss</b>		
Opening balance	9,957.15	3,845.56
Add: Profit / (Loss) for the year	(19,693.10)	6,111.59
Less:- Loss Due to Change in Rate of Depreciation as per Company Act 2013	-	-
<b>Closing balance</b>	<b>(9,735.95)</b>	<b>9,957.15</b>
<b>Total</b>	<b>(9,735.95)</b>	<b>9,957.15</b>

**Note 3 OTHER LONG TERM LIABILITIES**

Particulars	Figures as at the end of current reporting period	Figures as at the end of previous reporting Period
	Rs.	Rs.
<b>TOTAL</b>	<b>-</b>	<b>-</b>

**Note 4 SHORT TERM BORROWINGS**

Particulars	Figures as at the end of current reporting period	Figures as at the end of previous reporting Period
	Rs.	Rs.
<b>UNSECURED LOANS</b>		
Director Loan	1,666.11	1,666.11
<b>TOTAL</b>	<b>1,666.11</b>	<b>1,666.11</b>

**Note 6 OTHER CURRENT LIABILITIES**

Particulars	Figures as at the end of current reporting period	Figures as at the end of previous reporting Period
	Rs.	Rs.
<b>Total</b>	<b>-</b>	<b>-</b>

**Note 7 SHORT TERM PROVISIONS**

Particulars	Figures as at the end of current reporting period	Figures as at the end of previous reporting Period
	Rs.	Rs.
<b>(a) Provision for employee benefits</b>	<b>-</b>	<b>-</b>
<b>(b) Provision - for TAX</b>	<b>1,017.57</b>	<b>2,726.95</b>
<b>(c) Provision - Others</b>		
Other Payables	-	-
Audit Fees Payable	450.00	450.00
<b>Total</b>	<b>1,467.57</b>	<b>3,176.95</b>

In terms of our report attached.

For GANESH KEVAT & ASSOCIATES

FOR PROXIMARAY TECHNOLOGIES PRIVATE  
LIMITED

Chartered Accountants  
FRN 159210W




CA Ganesh Nandlal Kevat  
Proprietor  
Place: Thane  
UDIN:25620433BMLYIV3889



RAM BABU YADAV  
(DIRECTOR)  
DIN : 08785506



RAJENDRA RAO  
(DIRECTOR)  
DIN: 11315958





**PROXIMARAY TECHNOLOGIES PRIVATE LIMITED**

(Figures In Hundred)

**Note 9 NON CURRENT INVESTMENTS**

Particulars	Figures as at the end of current reporting period	Figures as at the end of previous reporting Period
	Rs.	Rs.
Fixed Deposit	-	-
<b>Total</b>	-	-

**Note 11 INVENTORIES**

(At lower of cost and net realisable value)

Particulars	Figures as at the end of current reporting period	Figures as at the end of previous reporting Period
	Rs.	Rs.
	-	-
<b>Total</b>	-	-

**Note 13 CASH AND CASH EQUIVALENTS**

Particulars	Figures as at the end of current reporting period	Figures as at the end of previous reporting Period
	Rs.	Rs.
A) Cash In Hand	389.38	389.38
B) Bank Balance	442.66	740.55
<b>Total</b>	<b>832.04</b>	<b>1,129.93</b>

**Note 14 SHORT TERM LOANS AND ADVANCES**

Particulars	Figures as at the end of current reporting period	Figures as at the end of previous reporting Period
	Rs.	Rs.
Others	-	-
<b>Total</b>	-	-



*[Handwritten signature]*

*Ry Rao*

**Note 15 OTHER CURRENT ASSETS**

Particulars	Figures as at the end of current reporting period	Figures as at the end of previous reporting Period
	Rs.	Rs.
TDS Receivable FY22-23	-	1,425.08
TDS Receivable FY23-24	1,318.91	-
TDS Receivable FY24-25	2,229.73	-
<b>Total</b>	<b>3,548.64</b>	<b>1,425.08</b>

In terms of our report attached.

**For GANESH KEVAT & ASSOCIATES****FOR PROXIMARAY TECHNOLOGIES  
PRIVATE LIMITED****Chartered Accountants****FRN 159210W****CA Ganesh Nandlal Kevat****Proprietor****Place: Thane****UDIN:25620433BMLYIV3889****RAM BABU YADAV****(DIRECTOR)****DIN : 08785506****RAJENDRA RAO****(DIRECTOR)****DIN: 11315958**

Note 5 TRADE PAYABLES

(Figures In Hundred)

Figures For the Current Reporting Period

Particulars	Outstanding for following periods from due date of payment				Total
	Less than 1 Year	1-2 Years	2-3 Years	More than 3 Years	
MSME	-	-	-	-	-
Others	21,849.17	2,560.45	-	-	24,409.62
Dispute dues-MSME	-	-	-	-	-
Dispute dues	-	-	-	-	-
Others	-	-	-	-	-
Total					24,409.62

Figures For Previous Reporting Period

Particulars	Outstanding for following periods from due date of payment				Total
	Less than 1 Year	1-2 Years	2-3 Years	More than 3 Years	
MSME	-	-	-	-	-
Others	2,065.01	-	-	-	2,065.01
Dispute dues-MSME	-	-	-	-	-
Dispute dues	-	-	-	-	-
Others	-	-	-	-	-
Total					2,065.01

Note 12 TRADE RECEIVABLES

Figures For the Current Reporting Period

Particulars	Outstanding for following periods from due date of payment					Total
	Less than 6 Months	6 Months - 1Year	1-2 Years	2-3 Years	More than 3 Years	
Undisputed Trade Receivables- Considered Goods	-	-	-	-	-	-
Undisputed Trade Receivables- Considered Doubtful	-	-	-	-	-	-
Disputed Trade Receivables- Considered Goods	-	-	-	-	-	-
Disputed Trade Receivables- Considered Doubtful	-	-	-	-	-	-
Others	-	-	12,808.14	-	-	12,808.14

Figures For Previous Reporting Period

Particulars	Outstanding for following periods from due date of payment					Total
	Less than 6 Months	6 Months - 1Year	1-2 Years	2-3 Years	More than 3 Years	
Undisputed Trade Receivables- Considered Goods	-	12,345.56	-	-	-	12,345.56
Undisputed Trade Receivables- Considered Doubtful	-	-	-	-	-	-
Disputed Trade Receivables- Considered Goods	-	-	-	-	-	-
Disputed Trade Receivables- Considered Doubtful	-	-	-	-	-	-
Others	-	-	-	-	-	12,345.56



Signature of the Chartered Accountant, FRN: 158210W, Mumbai.



Note - 8

**PROXIMARAY TECHNOLOGIES PRIVATE LIMITED**  
**STATEMENT OF FIXED ASSETS, AS ON 31 ST MARCH 2025**

(Figures In Hundred)

PARTICULARS	RATE OF DEPRI- CIATION	RESIDUAL Value	G R O S S ----- B L O C K				DEPRECIATION			N E T -- B L O C K	
			AS ON	ADDITIONS	DELETION	AS ON	UP TO	FOR THE	AS ON	AS ON	AS ON
			01-04-2024	During the Year	During the Year	31.3.2025	01.04.2024	YEAR	31.03.2025	31.03.2024	31.03.2025
<b>Tangible Assets</b>											
Computer											
- Computer & Printer	52.71%	26.18	523.54	-	-	523.54	104.34	220.97	325.31	419.20	198.23
- Laptop	52.71%	63.89	1,277.81	-	-	1,277.81	455.66	433.38	889.04	822.15	388.77
- Laptop Ideapad & HP Pavilion	52.71%	38.50	770.00	-	-	770.00	560.20	110.59	670.79	209.80	99.21
Mobile											
- Iphone 13	52.71%	32.99	659.83	-	-	659.83	501.37	83.53	584.90	158.46	74.93
- LG PS-Q13CNZE	52.71%	18.74	374.74	-	-	374.74	265.64	57.51	323.15	109.10	51.59
- Mobile	52.71%	50.04	1,000.78	-	-	1,000.78	264.12	388.31	652.43	736.66	348.35
Furniture	25.89%	21.08	421.60	-	-	421.60	42.66	98.09	140.75	378.94	280.85
<b>TOTAL</b>			<b>5,028.30</b>	<b>-</b>	<b>-</b>	<b>5,028.30</b>	<b>2,193.99</b>	<b>1,392.39</b>	<b>3,586.38</b>	<b>2,834.31</b>	<b>1,441.92</b>
<b>PREVIOUS YEAR</b>										<b>1,100.30</b>	<b>2,834.31</b>

As per our report of even date attached  
For GANESH KEVAT & ASSOCIATES  
Chartered Accountants  
FRN 159210W

  
CA Ganesh Nandlal Kevat  
Proprietor  
Place: Thane  
UDIN:25620433BMLYIV3889



FOR PROXIMARAY TECHNOLOGIES PRIVATE LIMITED



**RAM BABU YADAV**  
(DIRECTOR)  
DIN : 08785506





**RAJENDRA RAO**  
(DIRECTOR)  
DIN: 11315958

**ANNEXURE - A****PROXIMARAY TECHNOLOGIES PRIVATE LIMITED****Particulars of Depreciation allowable as per the Income Tax Act, 1961 in respect of each asset or block of asset as the case may be.**

(Figures In Hundred)

SL. NO.	PARTICULARS	RATE OF DEP.	WDV as on 01.04.2024	Addition during the year		Deductions during the year	TOTAL AMOUNT	Depreciation allowable	WDV as on 31.03.2025
				More than 180 days	Less than 180 days				
1	Computers	40%	1,247.00	-	-	-	1,247.00	498.80	748.20
2	Mobile	40%	1,689.00	-	-	-	1,689.00	675.60	1,013.40
3	Furniture	10%	400.53	-	-	-	400.53	40.05	360.48
<b>Current Year Tot:</b>			<b>3,336.53</b>	<b>-</b>	<b>-</b>	<b>-</b>	<b>3,336.53</b>	<b>1,214.45</b>	<b>2,122.08</b>

As per our report of even date attached

FOR PROXIMARAY TECHNOLOGIES PRIVATE LIMITED

For GANESH KEVAT &amp; ASSOCIATES

Chartered Accountants

FRN 159210W




CA Ganesh Nandlal Kevat  
Proprietor  
Place: Thane  
UDIN:25620433BMLYIV3889




RAM BABU YADAV  
(DIRECTOR)  
DIN : 08785506



RAJENDRA RAO  
(DIRECTOR)  
DIN: 11315958

**Working Note:****Calculation of Deferred Tax**

<b>Taxable Income</b>	
accounting Income	(19,739.36)
Add: Dep cos act	1,392.39
	(18,346.97)
Less: Dep IT Act	1,214.45
	(17,132.52)
Prov fot I.T	177.94
Deferred Tax	46.26

<b>Note 16 REVENUE FROM OPERATIONS</b>		
Particulars	Figures for the current reporting period	Figures for the previous reporting period
	Rs.	Rs.
Sale of Services	22,046.06	49,628.60
Sale of Goods	-	-
<b>Total - Sales</b>	<b>22,046.06</b>	<b>49,628.60</b>
<b>Note 17 OTHER INCOME</b>		
Particulars	Figures for the current reporting period	Figures for the previous reporting period
	Rs.	Rs.
Interest Income	144.65	57.00
Other Income	-	78.00
<b>Total</b>	<b>144.65</b>	<b>135.00</b>
<b>Note 18 COST OF MATERIALS CONSUMED</b>		
Particulars	Figures for the current reporting period	Figures for the previous reporting period
	Rs.	Rs.
Purchase	-	-
	-	-
<b>Note 19 CHANGE IN INVENTORIES</b>		
Particulars	Figures for the current reporting period	Figures for the previous reporting period
	Rs.	Rs.
<b>Net (increase) / decrease</b>		
<b>Note 20 EMPLOYEE BENEFIT EXPENSES</b>		
Particulars	Figures for the current reporting period	Figures for the previous reporting period
	Rs.	Rs.
Salaries and wages	36,448.19	28,711.14
<b>Total</b>	<b>36,448.19</b>	<b>28,711.14</b>



*[Handwritten signature]*



*[Handwritten signature]*

**Note 21 FINANCE COST**

Particulars	Figures for the current reporting period	Figures for the previous reporting period
	Rs.	Rs.
Bank Charges	41.51	6.11
<b>Total</b>	<b>41.51</b>	<b>6.11</b>

**Note 22 OTHER EXPENSES**

Particulars	Figures for the current reporting period	Figures for the previous reporting period
	Rs.	Rs.
<b>(A) DIRECT EXPENSES</b>	-	-
<b>Total (A)</b>	-	-
<b>(B) INDIRECT EXPENSES</b>		
Audit Fees	300.00	300.00
Company Domain Charges	45.00	-
Mobile & Internet Bill	16.48	47.52
Marketing Expenses	-	626.16
Miscellaneous Expenses	-	1,820.92
Office Expenses	21.64	1,063.99
Power & Fuel	-	4.00
Printing & Stationery	-	265.72
Professional Fees	1,326.20	102.50
Rent	-	2,350.00
Interest on Advance From Customer	872.69	-
Repair & Maintenance	-	1,080.14
Staff Welfare	249.60	353.00
Travelling & Conveyance Expenses	1,216.36	5,448.71
Rounding off	0.01	
<b>Total (B)</b>	<b>4,047.98</b>	<b>13,462.66</b>
<b>Total (A+B)</b>	<b>4,047.98</b>	<b>13,462.66</b>

In terms of our report attached.

**For GANESH KEVAT & ASSOCIATES****PROXIMARAY TECHNOLOGIES PRIVATE LIMITED****Chartered Accountants**

FRN 159210W


**CA Ganesh Nandlal Kevat****Proprietor****Place: Thane****UDIN:25620433BMLYIV3889**

**RAM BABU YADAV****(DIRECTOR)****DIN : 08785506**

**RAJENDRA RAO****(DIRECTOR)****DIN: 11315958**

Sr.No.	Kind of ratio	Ratio Formula	FY 24-25
1	Current Ratio	Current Assets	0.62
		Current Liabilities	
2	Debt-Equity Ratio*	Total Debt	-
		Shareholder's Equity	
3	Debt Service Coverage Ratio*	Net Operating Income	-
		Debt Service	
4	Return on Equity Ratio*	Net Income	(2.25)
		Shareholder's Equity	
5	Inventory Turnover Ratio**	COGS	NA
		Average Value of Inventory	
6	Trade Receivables Turnover Ratio**	Net Credit sales	1.75
		Average Accounts Receivable	
7	Trade Payables Turnover Ratio**	Net Credit Purchase	NA
		Average Accounts Payable	
8	Net Capital Turnover Ratio*	Sales	(18.67)
		Working capital	
9	Net Profit Ratio**	Net profit	(89.33)
		Revenue	
10	Return on Capital Employed*	Earnings Before Interest & Taxes (EBIT)	(2.26)
		Capital employed	
11	Return on Investment**	Interest Earned & Dividend	NA
		Average Investment	



*Signature*



*Signature*