

S K PATODIA & ASSOCIATES LLP

CHARTERED ACCOUNTANTS

Independent Auditor's Report on the Audit of Special Purpose Standalone Interim Financial Statements for the nine months ended December 31, 2025

To,
The Board of Directors,
GenXAI Analytics Limited
3rd Floor, Tower-7, Plot No.7
Teachers Colony, Baba Market
DCM, Ajmer Road, Jaipur, Rajasthan-302021

Opinion

We have audited the accompanying Special Purpose Standalone Interim Financial Statements of **GenXAI Analytics Limited** ("the Company"), which comprise of the special purpose Balance sheet as at December 31, 2025, the special purpose statement of profit and loss and special purpose statement of cash flows for the nine months then ended, including a summary of the material accounting policies and other explanatory information (hereinafter referred to as "Special Purpose Standalone Interim Financial Statements").

In our opinion and to the best of our information and according to the explanations given to us, the aforesaid Special Purpose Standalone Interim Financial Statements give the information required by the Companies Act, 2013 ("Act") in the manner so required and give a true and fair view in conformity with Accounting Standard 25 - "Interim Financial Reporting" ("AS 25") prescribed under section 133 of the Companies Act, 2013 (the "Act") and the accounting principles generally accepted in India, of the state of affairs of the Company as at December 31, 2025, and profits and loss and its cash flows for the nine months then ended.

Basis for Opinion

We conducted our audit of the Special Purpose Standalone Interim Financial Statements in accordance with the Standards on Auditing (SAs) specified under section 143 (10) of the Act. Our responsibilities under those SAs are further described in the *Auditor's Responsibilities for the Audit of the Special Purpose Standalone Interim Financial Statements* section of our report. We are independent of the Company in accordance with the Code of Ethics issued by the Institute of Chartered Accountants of India together with the ethical requirements that are relevant to our audit of the Special Purpose Standalone Interim Financial Statements under the provisions of the Companies Act, 2013 and the Rules there under, and we have fulfilled our other ethical responsibilities in accordance with these requirements and the Code of Ethics. We believe that the audit evidence we have obtained is sufficient and appropriate to provide a basis for our opinion.

Basis of accounting and Restriction on Distribution and use

Without modifying our opinion, we draw attention to Note 2.1 to the Special Purpose Standalone Interim Financial Statements, which describe the basis of preparation of these Special Purpose Standalone Interim Financial Statements. The Special Purpose Standalone Interim Financial Statements are prepared by the management to meet the requirements of the proposed Initial Public Offer of equity shares of the Company. As a result, the Special Purpose Standalone Interim Financial Statements may not be suitable for another purpose.

Our report is intended solely for the use of Board of Directors and should not be distributed to or used by any other parties. We shall not be liable to the Company or to any other concerned for any claims, liabilities or expenses relating to this assignment. Accordingly, we do not accept or assume any liability or any duty of care for any other purpose or to any other person to whom this report is shown or into whose hands it may come without our prior consent in writing.



Registered Office : Unit No. 202, 2nd Floor, Sumer Plaza, Marol, Andheri (East), Mumbai - 400 059
Tel.: +91 22 6707 9444 | E: info@skpatodia.in | Website : www.skpatodia.in

Branch Office : 32, Block Q, Sumer Nagar Ext., Sanganer, Mansarovar, Jaipur - 302020

(LLP Identification No : ACE - 4113)

(S K Patodia & Associates (a partnership firm) converted into S K Patodia & Associates LLP with effect from December 15, 2023)

Management's Responsibility for the Special Purpose Standalone Interim Financial Statements

The Company's management and Board of Directors are responsible for the matters stated in section 134(5) of the Act with respect to the preparation of these Special Purpose Standalone Interim Financial Statements that give a true and fair view of the state of affairs, profit/loss and cash flows of the Company in accordance with AS 25 and the accounting principles generally accepted in India, including the Accounting Standards (AS) specified under section 133 of the Act. This responsibility also includes maintenance of adequate accounting records in accordance with the provisions of the Act for safeguarding of the assets of the Company and for preventing and detecting frauds and other irregularities; selection and application of appropriate accounting policies; making judgments and estimates that are reasonable and prudent; and design, implementation and maintenance of adequate internal financial controls that were operating effectively for ensuring the accuracy and completeness of the accounting records, relevant to the preparation and presentation of the special purpose Financial statements that give a true and fair view and are free from material misstatement, whether due to fraud or error.

In preparing the Special Purpose Standalone Interim Financial Statements, management and Board of Directors are responsible for assessing the Company's ability to continue as a going concern, disclosing, as applicable, matters related to going concern and using the going concern basis of accounting unless management either intends to liquidate the Company or to cease operations, or has no realistic alternative but to do so.

The Board of Directors is also responsible for overseeing the Company's financial reporting process.

Auditor's Responsibilities for the Audit of the Special Purpose Standalone Interim Financial Statements

Our objectives are to obtain reasonable assurance about whether the Special Purpose Standalone Interim Financial Statements, as a whole are free from material misstatement, whether due to fraud or error, and to issue an auditor's report that includes our opinion. Reasonable assurance is a high level of assurance, but is not a guarantee that an audit conducted in accordance with SAs will always detect a material misstatement when it exists. Misstatements can arise from fraud or error and are considered material if, individually or in the aggregate, they could reasonably be expected to influence the economic decisions of users taken on the basis of these Special Purpose Standalone Interim Financial Statements.

As part of an audit in accordance with SAs, we exercise professional judgment and maintain professional skepticism throughout the audit. We also:

- Identify and assess the risks of material misstatement of the Special Purpose Standalone Interim Financial Statements, whether due to fraud or error, design and perform audit procedures responsive to those risks, and obtain audit evidence that is sufficient and appropriate to provide a basis for our opinion. The risk of not detecting a material misstatement resulting from fraud is higher than for one resulting from error, as fraud may involve collusion, forgery, intentional omissions, misrepresentations, or the override of internal control.
- Obtain an understanding of internal control relevant to the audit in order to design audit procedures that are appropriate in the circumstances, but not for the purpose of expressing an opinion on effectiveness of such controls.
- Evaluate the appropriateness of accounting policies used and the reasonableness of accounting estimates and related disclosures made by management.
- Conclude on the appropriateness of management's use of the going concern basis of accounting and, based on the audit evidence obtained, whether a material uncertainty exists related to events or conditions that may cast significant doubt on the Company's ability to continue as a going concern. If we conclude that a material uncertainty exists, we are required to draw attention in our auditor's report to the related disclosures in the Special Purpose Standalone Interim Financial Statements or,



if such disclosures are inadequate, to modify our opinion. Our conclusions are based on the audit evidence obtained up to the date of our auditor's report. However, future events or conditions may cause the Company to cease to continue as a going concern.

- Evaluate the overall presentation, structure and content of the Special Purpose Standalone Interim Financial Statements, including the disclosures, and whether the Special Purpose Standalone Interim Financial Statements represent the underlying transactions and events in a manner that achieves fair presentation.

Materiality is the magnitude of misstatements in the Special Purpose Standalone Interim Financial Statements that, individually or in aggregate, makes it probable that the economic decisions of a reasonably knowledgeable user of the Special Purpose Standalone Interim Financial Statements may be influenced. We consider quantitative materiality and qualitative factors in (i) planning the scope of our audit work and in evaluating the results of our work; and (ii) to evaluate the effect of any identified misstatements in the Special Purpose Standalone Interim Financial Statements.

We communicate with those charged with governance regarding, among other matters, the planned scope and timing of the audit and significant audit findings, including any significant deficiencies in internal control that we identify during our audit.

We also provide those charged with governance with a statement that we have complied with relevant ethical requirements regarding independence, and to communicate with them all relationships and other matters that may reasonably be thought to bear on our independence, and where applicable, related safeguards.

Other Matter

The financial statements of the Company for the year ended March 31, 2025 were audited by another firm of Chartered Accountants, who issued an unmodified opinion vide their report dated September 2, 2025.

Our opinion is not modified with regard to this matter.

For S K Patodia & Associates LLP

Chartered Accountants

Firm Registration Number: 112723W/ W100962



Vikas Tambi
Partner
Membership Number: 408970
UDIN: 26408970KTLMAE7647

Place: Jaipur

Date: March 25, 2026

GenXAI Analytics Limited
(Formerly Known as : GENXAI ANALYTICS PRIVATE LIMITED)
CIN: U74140RJ2007PLC024587

3rd Floor, Tower-7, Plot No.7, Teachers Colony, Baba Market, DCM, Ajmer Road, Jaipur, Rajasthan-302021

Email Id: secretarial@genxai.com, Contact : 9216043668

STATEMENT OF ASSET AND LIABILITIES AS AT DECEMBER 31, 2025

(Amount in thousands)

Particulars	Note No.	As at 31-Dec-2025 Rs.	As at 31-Mar-2025 Rs.
<u>EQUITY AND LIABILITIES</u>			
Shareholders' Funds			
Share Capital	3	1,32,156.10	1,924.41
Reserves and Surplus	4	1,35,883.52	1,12,506.16
Non-Current Liabilities			
Long Term Borrowing	5	13,049.56	20,553.84
Long Term Provisions	6	5,530.48	5,436.93
Current Liabilities			
Short Term Borrowing	7	73,177.65	51,119.67
Trade Payable	8		
(A) Total outstanding dues of micro enterprises and small enterprises		30.53	244.63
(B) Total outstanding dues of creditors other than micro enterprises and small enterprises		7,280.19	4,765.65
Other Current Liabilities	9	36,134.54	19,704.48
Short Term Provisions	10	854.03	102.27
Total		4,04,096.60	2,16,358.03
<u>ASSETS</u>			
Non- Current Assets			
Property, Plant and Equipment and Intangible Assets			
Property, Plant and Equipment	11	25,026.55	27,333.52
Intangible Assets		21,994.99	25,897.33
Intangible Assets Under Development		27,222.53	0.00
Deferred Tax Asset (Net)	12	3,171.06	825.13
Non-Current Investment	13	32,450.39	9,122.17
Long Term Loan and Advances	14	98,885.44	34,643.05
Current Assets			
Trade receivables	15	88,764.47	59,788.04
Cash and Bank Balances	16	26,591.94	31,337.72
Short-term Loan and Advances	17	896.07	1,571.47
Other Current Assets	18	79,093.16	25,839.61
Total		4,04,096.60	2,16,358.03

Corporate Information 1
Significant Accounting Policies 2
Notes 1 to 51 forms part of the Financial Statements

As per our report attached
For SK PATODIA & ASSOCIATES LLP
Chartered Accountants
FRN : 112723W/W100962

FOR GENXAI ANALYTICS LIMITED
(Formerly known as : GENXAI ANALYTICS PRIVATE LIMITED)



Vikas Tanna
Partner
Membership Number: 403970

Date : March 25, 2026
Place : Jaipur

Genxai Analytics Ltd.

Director

Rakesh Agarwal
Managing Director
Rakesh Agarwal
DIN: 07678298

Ashish Goyal
Chief Financial Officer
Ashish Goyal
M.No : 431932

Genxai Analytics Ltd.

Director

Lakshmi Agarwal
Whole Time Director
Lakshmi Agarwal
DIN:07019939

Neha Agarwal
Company Secretary
Neha Agarwal
M.No. : A71061

GenXAI Analytics Limited
(Formerly Known as : GENXAI ANALYTICS PRIVATE LIMITED)
CIN: U74140RJ2007PLC024587

3rd Floor, Tower-7, Plot No.7, Teachers Colony, Baba Market, DCM, Ajmer Road, Jaipur, Rajasthan-302021

Email Id: secretarial@genxai.com, Contact : 9216043668

STATEMENT OF PROFIT AND LOSS FOR THE PERIOD ENDED DECEMBER 31, 2025

(Amount in thousands)

Particulars	Note No.	For the period ended 31-Dec-2025 Rs	For the year ended 31-Mar-2025 Rs
REVENUE			
Revenue from Operations	19	2,39,904.87	2,58,312.12
Other Income	20	3,977.30	3,924.56
Total Income		2,43,882.17	2,62,236.67
EXPENSES:			
Employees Benefits Expenses	21	87,226.05	1,03,091.15
Finance Cost	22	4,213.65	5,850.31
Depreciation and amortization expense	11	7,695.46	4,581.26
Other Expenses	23	62,327.46	53,225.61
Total Expenses		1,61,462.62	1,66,748.33
Profit Before Exceptional, Prior Period Items & Tax		82,419.56	95,488.35
Exceptional and Prior Period Items	24	-	4,535.68
Profit Before Tax from Continuing Operations		82,419.56	90,952.66
Tax Expense			
Current Tax	25	21,573.05	23,914.78
Deferred Tax (Net)		(2,345.93)	260.90
Profit After Tax from Continuing Operations		63,192.44	66,776.99
Basic & Diluted Earning per share	26	0.48	4.47

Corporate Information 1
Significant Accounting Policies 2
Notes 1 to 51 forms part of the Financial Statements

As per our report attached
For SK PATODIA & ASSOCIATES LLP
Chartered Accountants
FRN : 112723W/W100962



Date : March 25, 2026
Place : Jaipur

FOR GENXAI ANALYTICS LIMITED
(Formerly Known as : GENXAI ANALYTICS PRIVATE LIMITED)

Genxai Analytics Ltd.

Director

Managing Director
Rakesh Agarwal
DIN: 07678298

Chief Financial Officer
Ashish Goyal
M.No : 431932

Genxai Analytics Ltd.

Director

Whole Time Director
Lakshmi Agarwal
DIN: 07049939

Company Secretary
Neha Agarwal
M.No. : A71061

GenXAI Analytics Limited
(Formerly Known as : GENXAI ANALYTICS PRIVATE LIMITED)
CIN: U74140RJ2007PLC024587

3rd Floor, Tower-7, Plot No.7, Teachers Colony, Baba Market, DCM, Ajmer Road, Jaipur, Rajasthan-302021


Email Id: secretarial@genxai.com, Contact : 9216043668

CASH FLOW STATEMENT FOR THE PERIOD ENDED DECEMBER 31, 2025

(Amount in thousands)

Particulars	As at 31-Dec-2025 Rs.	As at 31-Mar-2025 Rs.
CASH FLOWS FROM OPERATING ACTIVITIES		
Net Profit After Tax as per Statement of Profit and Loss	63,192.44	66,776.99
Add: Tax Expenses		
- Current Tax	21,573.05	23,914.78
- Deferred Tax	-2,345.93	260.90
Net Profit Before Tax as per Statement of Profit and Loss (After Exceptional Item and Tax Thereon)	82,419.56	90,952.66
Adjustments for:		
Depreciation and Amortization Expense	7,695.46	4,581.26
Finance Costs	4,213.65	5,850.31
Interest Income	(2,588.22)	(1,373.99)
(Gain) / Loss on sale of Property, Plant and Equipment	2,303.18	869.96
Operating Profit before Working Capital Changes	94,043.63	1,00,880.20
Working capital changes:		
(Increase) / Decrease in Trade and other Receivables	(28,976.43)	(32,495.25)
(Increase) / Decrease in Other Current Asset	(53,253.55)	(1,381.80)
Increase / (Decrease) in Trade and Other Payables	2,300.44	(1,538.38)
Increase / (Decrease) in Other Current and Non Current Liability	(4,297.68)	2,283.03
Cash Generated from Operations	9,816.41	67,747.80
Income Tax Paid		(17,811.46)
Net Cash Flow from / (Used in) Operating Activities	9,816.41	49,936.34
CASH FLOWS FROM INVESTING ACTIVITIES		
Purchase of Property, Plant and Equipment and Intangible Assets	(39,411.86)	(42,177.66)
Sale of Property, Plant and Equipment	8,400.00	4,250.00
Investment in Subsidiaries	(1,63,15,261.78)	(550.00)
Investment in Bank Fixed Deposits - Net (having maturity more than 12 months)		0.00
Proceeds from Bank Fixed Deposits - Net (having maturity more than 12 months)	1,62,91,933.56	7,495.25
Loan Given	(63,566.99)	(36,214.52)
Interest Received	2,588.22	1,373.99
Net Cash Flow from / (Used in) Investing Activities	(1,15,318.85)	(65,822.94)
CASH FLOWS FROM FINANCING ACTIVITIES		
Increase/ (Decrease) in Short-Term Borrowings	22,057.99	19,180.00
Increase / (Decrease) in Long-Term Borrowings	(7,504.28)	11,400.00
Issue of Shares	1,30,231.69	0.00
Bonus Share issue	-39,815.08	
Securities premium	-	0.00
Interest Paid	(4,213.65)	(5,850.31)
Net Cash Flow from / (Used in) Financing Activities	1,00,756.67	24,729.69
Net Increase in Cash and Cash Equivalents	(4,745.78)	8,843.09
Cash and Cash Equivalents at beginning of period	31,337.72	22,494.63
Cash and Cash Equivalents at end of period	26,591.94	31,337.72

As per our report attached
For SK PATODIA & ASSOCIATES LLP
Chartered Accountants
FRN : 112723W/W100962



Vikas Tamoli
Partner
Membership Number: 498970

Date : March 25, 2026
Place : Jaipur

FOR GENXAI ANALYTICS LIMITED
(Formerly Known as : GENXAI ANALYTICS PRIVATE LIMITED)

Genxai Analytics Ltd.

Director

Managing Director
Rakesh Agarwal
DIN: 07678298

Chief Financial Officer
Ashish Goyal
M.No : 431932

Genxai Analytics Ltd.

Whole Time Director
Lakshmi Agarwal
DIN: 07019939

Company Secretary
Neha Agarwal
M.No. : A71061

GenXAI Analytics Limited
(Formerly Known as : GENXAI ANALYTICS PRIVATE LIMITED)

CIN: U74140RJ2007PLC024587

3rd Floor, Tower-7, Plot No.7, Teachers Colony, Baba Market, DCM, Ajmer Road, Jaipur, Rajasthan-302021

Email Id: secretarial@genxai.com, Contact : 9216043668

NOTES FORMING PART OF THE FINANCIAL STATEMENTS

(1.1) Company Overview

GenXAI Analytics Limited ("the Company") was incorporated on 12th June, 2007, under the provisions of the Companies Act, 1956, in India. The Company is primarily engaged in the business of **developing bots and related technology solutions**

(1.2) Share Capital

As at the reporting date, the Company has an **authorised share capital** of ₹20,00,00,000 (Rupees Twenty Crore) and an **issued, subscribed and paid-up share capital** of ₹13,21,56,100 (Rupees Thirteen Crore Twenty-One Lakh Fifty-Six Thousand One Hundred).

(1.3) Subsidiary Company Information

As part of its expansion and strategic investment in related technologies, GenXAI Analytics Limited acquired controlling interests in the following entities during the previous financial year:

- GenXAI Bot Private Limited was acquired by the company on 27th September 2024 as a 99.99% subsidiary.
- Logimatrix Techsolutions Private Limited was acquired by the company on 01st April 2025 as a 51% subsidiary.
- Veear Projects and Tech Private Limited was acquired by the company on 01st April 2025 as a 51% subsidiary.
- Veear Analytics Inc. was acquired by the company on 01st April 2025 as a 51% subsidiary.
- GenXAI Platform Private Limited was acquired by the Company on 25th September, 2024, through the acquisition of its 99.99% equity share capital, thereby making it a subsidiary of GenXAI Bot Private Limited and step-down subsidiary of GenXAI Analytics Limited.
- GenXAI Softgrid Private Limited (which was formerly named Softgrid Computers Private Limited) was acquired by the company on 01st October, 2024, through the acquisition of its 70% equity share capital, thereby making it a subsidiary of GenXAI Bot Private Limited and step-down subsidiary of GenXAI Analytics Limited.
- GenXAI Inc. (which was formerly named GenXAI Technologies Inc.) was incorporated on 23rd May, 2024 as a 100% subsidiary of GenXAI Bot Private Limited and step-down subsidiary of GenXAI Analytics Limited.
- GenXAI Pte. Limited was incorporated on 29th October, 2024 as a 100% subsidiary of GenXAI Bot Private Limited and step-down subsidiary of GenXAI Analytics Limited.
- Vaikom Tech Solution Private Limited was acquired by the company on 16th July, 2025 as a 51% subsidiary with effect from 01 July 2025.
- GenXAI RIGVED LLP was incorporated on 18th August, 2025 as a 90% subsidiary of GenXAI Analytics Limited.

(1.4) Registered Office

The registered office of the Company is located at 3rd Floor, SM Tower-7, Plot No. 7, Teachers Colony, Baba Market, DCM, Ajmer Road, Jaipur, Rajasthan- 302021.

(1.5) Approval of Financial Statements

These financial statements for the period ended 31st December, 2025 were approved by the Board of Directors at its meeting held on March 25, 2026

NOTE 2. SIGNIFICANT ACCOUNTING POLICIES

(Applicable for Companies following Accounting Standards under the Companies (Accounting Standards) Rules, 2022)


(2.1) Financial Statement of Compliance

The Financial Information of the Company comprise of Statement of Assets and Liabilities for the period ended December 31, 2025 and March 31, 2025 the statement of Profit and Loss and the Statement of Cash Flows for the period ended December 31, 2025 and March 31, 2025 the summary of material accounting policies and explanatory notes (collectively, the 'Financial Information').

The Financial Information of the Company have been prepared in accordance with Accounting Standards (AS) notified under the Companies (Indian Accounting Standards) Rules, 2015 (as amended from time to time) and presentation requirements of Division I of Schedule III to the Companies Act, 2013, (AS compliant Schedule III), as applicable to the Financial Information.

These Financial Information have been prepared by the management as required under the Securities and Exchange Board of India (Issue of Capital and Disclosure Requirements) Regulations, 2018, as amended ("ICDR Regulations") issued by the Securities and Exchange Board of India ("SEBI"), in pursuance of the Securities and Exchange Board of India Act, 1992, for the purpose of inclusion in the Red Herring Prospectus ("RHP") in connection with the proposed initial public offering ("IPO") of equity shares of Face Value Rs. 10 each of the company comprises of fresh issue of Equity Shares, prepared by the Company in terms of the requirements of:

- a) Section 26 of Part I of Chapter III of the Companies Act, 2013 ("the Act");
- b) The Securities and Exchange Board of India (Issue of Capital and Disclosure Requirements) Regulations, 2018 as amended;
- c) The Guidance Note on Reports in Company Prospectuses (Revised 2019) issued by the Institute of Chartered Accountants of India (ICAI) (the "Guidance Note");



(2.2) Basis of Preparation and Presentation of Financial Statements

The financial statements have been prepared in accordance with the Accounting Standards prescribed under section 133 of the Companies Act, 2013, read with the Companies (Accounting Standards) Rules, 2021, and the relevant provisions of the Companies Act, 2013.

The accounting policies set out below have been applied consistently to the periods presented in the Restated Financial Information. This Restated Financial Information have been prepared on a going concern basis.

(2.3) Use of Estimates (AS 2)

The preparation of financial statements in conformity with Generally Accepted Accounting Principles in India requires management to make estimates and assumptions that affect the reported amount of assets, liabilities, revenues, and expenses and disclosure of contingent liabilities.

Examples include:

- Useful lives and residual values of fixed assets.
- Provision for doubtful debts.
- Employee benefit obligations.
- Stage of completion for service contracts

Actual results could differ from these estimates, and any differences are recognized in the period in which they materialize.

(2.4) Cash and Cash Equivalents (AS 3)

Cash and cash equivalents include cash at bank, cash in hand, and short-term deposits with an original maturity of twelve months or less, which are subject to insignificant risk of changes in value.

(2.5) Cash Flow Statement (AS 3)

Cash flows are reported using the indirect method, classifying cash flows into operating, investing, and financing activities.

(2.6) Prior Period and Extraordinary Items (AS 5)

Prior Period Items: Income or expenses that arise in the current period as a result of errors or omissions in the preparation of the financial statements of one or more prior periods are separately disclosed in the Statement of Profit and Loss.

Extraordinary Items: Material items that arise from events or transactions that are clearly distinct from the ordinary activities of the company are disclosed separately.

(2.7) Revenue Recognition (AS 9)

Revenue is recognized when it is measurable and it is probable that the economic benefits will flow to the company.

- **Consultancy/Project Revenue:** Recognized on the proportionate completion method based on milestones achieved as per contract terms.

- **Interest Income:** Recognized on a time-proportion basis using the applicable interest rate.

- **Dividend Income:** Recognized when the right to receive is established.

- **Other Services:** Income from services is recognized as and when the services are rendered, and related costs are incurred.

Any foreseeable losses on contracts are recognized as an expense in the period in which they are identified.

(2.8) Property, Plant and Equipment and Depreciation (AS 20)

(i) Recognition and Measurement:

Property, plant and equipment are stated at cost of acquisition or construction less accumulated depreciation and impairment losses, if any. Cost includes purchase price, duties, taxes, and directly attributable expenses for bringing the asset to its working condition for intended use.



(ii) **Subsequent Expenditure:**

Subsequent costs are capitalized if they increase the future economic benefits from the existing asset beyond its previously assessed performance. All other repairs and maintenance are expensed as incurred.

(iii) **Assets Not Ready for Use:**

Capital work-in-progress includes expenditure related to property, plant and equipment not yet ready for their intended use.

(iv) **Depreciation:**

Depreciation is provided on the Straight Line Method over the useful life of assets prescribed in Schedule II of the Companies Act, 2013, or based on management's estimate of useful life, whichever is lower.

*Tangible assets are Depreciated over their estimated useful lives, such as:

S.No.	Asset Type	Useful Life
1	Data Processing Equipment's - End User Devices	3 years
2	Office Equipment	5 years
3	Car used by Employees	8 years
4	Assets Provided to Employees (except given in 3 above)	5 years
5	Furniture & Fixtures	10 years
6	Mobile Phones	5 years

*Intangible assets are amortized over their estimated useful lives, such as:

S.No.	Asset Type	Amortization Year
1	Intellectual Property Rights	Over the period of economic life and 5 years whichever is shorter
2	Software	Over a period of 5 years or the useful life of the software, whichever is shorter
3	Licensed Software	Over the licensed period
4	Goodwill Acquired	As per Management Estimate

(v) Assets costing ₹ 5,000 or less are fully depreciated in the year of purchase.

(vi) **Residual Value:**

Residual value is generally retained at ₹ 1.

(2.9) Foreign Currency Transactions (AS 22)

Transactions in foreign currency are recorded at the exchange rate prevailing on the date of transaction.

- Monetary items are translated at the exchange rate prevailing at the balance sheet date.
- Non-monetary items are carried at historical cost using the rate on the date of transaction.
- Exchange differences are recognized in the Statement of Profit and Loss.



(2.10) Investments (AS 23)

Long-term Investments: Stated at cost. Provision for diminution is made to recognize a decline, other than temporary, in value.

Current Investments: Carried at lower of cost and fair value, determined either individually or by category of Investment. Income from investments is recognized on accrual basis.

(2.11) Employee Benefits (AS 25 Revised)

(a) **Short-term Benefits:** Wages, salaries, bonuses, and short-term compensated absences are recognized as expenses as the related service is rendered.

(b) **Defined Contribution Plans:** Contributions to provident fund and other recognized funds are charged to the Statement of Profit and Loss on accrual basis.

(c) **Defined Benefit Plans:** Liability for gratuity is determined using the projected unit credit method, with actuarial valuations carried out at the year-end. Actuarial gains and losses are recognized in the Statement of Profit and Loss.

(d) **Other Long-term Benefits:** Liabilities for long-term compensated absences are determined by actuarial valuation.

(2.12) Borrowing Costs (AS 26)

Borrowing costs including ancillary costs that are directly attributable to the acquisition, construction or production of a qualifying asset which necessarily takes substantial period of time to get ready for its intended use or sale, is capitalised as the part of the cost of that asset.

The amount of borrowing costs eligible for capitalisation is determined in accordance with the Accounting Standard-16 "Borrowing Cost" as notified under the Companies (Accounting Standards) Rules, 2006 and Companies (Accounts) Rules, 2014. Any income on the temporary investment of those borrowings is deducted from the cost of borrowing eligible for capitalisation.

Other borrowing costs are recognised as expense in the period in which they are incurred.

(2.13) Related Party Disclosures (AS 28)

Related parties are defined as per AS 18 and include:

- Entities where control exists.
- Key managerial personnel and their relatives.
- Enterprises over which key managerial personnel exercise significant influence

The nature, volume, and elements of related party transactions are disclosed in the notes to accounts, along with outstanding balances at year-end.

(2.14) Taxes on Income (AS 22)

Provision for current taxation and deferred tax liability / deferred tax assets is done as per applicable law as per Accounting Standard-22 "Accounting for Taxes on Income" as notified under the Companies (Accounting Standards) Rules, 2006 and Companies (Accounts) Rules, 2014. Deferred Tax Assets and Liabilities are recognised for the future tax consequences of timing differences between the book profit and tax profit. Deferred Tax Assets and Liabilities other than carry forward losses and unabsorbed depreciation under tax laws are recognised when it is reasonably certain that there will be future taxable income. Deferred Tax Asset on carry forward losses and unabsorbed depreciation, if any, are recognised when it has virtual certainty of or timing differences the reversal of which will result in, sufficient future taxable income. Deferred tax assets and liabilities are measured using substantively enacted tax rates. The effect on deferred tax assets and liabilities of a change in tax rates is recognised in the Profit & Loss Account in the period of substantive enactment of the change.

(2.15) Intangible Assets (AS 26)

Intangible assets are recognized if it is probable that future economic benefits will flow to the company and the cost can be measured reliably. They are stated at cost less accumulated amortization and impairment losses.

(2.16) Impairment of Assets (AS 28)

Impairment loss is provided, if any, to the extent, the carrying amount of assets exceeds their recoverable amount. Recoverable amount is higher of an asset's net selling price and its value in use. Value in use is the present value of estimated future cash flows expected to arise from the continuing use of an asset and from its disposal at the end of its useful life.

(2.17) Provisions, Contingent Liabilities, and Contingent Assets (AS 29)

A provision is recognised when the Company has a present legal or constructive obligation as a result of a past event and it is probable that an outflow of resources will be required to settle the obligation, in respect of which a reliable estimate can be made. Provisions (excluding retirement benefits) are not discounted to its present value and are determined based on best estimates required to settle the obligation at the balance sheet date. These are reviewed at each balance sheet date and adjusted to reflect the current best estimates. Contingent liabilities are not recognised but are disclosed in the notes to the financial statements. A contingent asset is neither recognised nor disclosed.



GenXAI Analytics Limited
(Formerly Known as : GENXAI ANALYTICS PRIVATE LIMITED)
CIN: U74140RJ2007PLC024587

3rd Floor, Tower-7, Plot No.7, Teachers Colony, Baba Market, DCM, Ajmer Road, Jaipur, Rajasthan-302021
Email Id: secretarial@gensexai.com, Contact : 9216043668

NOTES FORMING PART OF THE FINANCIAL STATEMENTS

NOTE '3' : SHARE CAPITAL

(Amount in thousands)

Particulars	As at	As at
	31-Dec-2025	31-Mar-2025
	Rs	Rs
Authorized: 2,00,00,000 (March 31, 2025: 2,00,000) nos. of Equity Shares of Rs 10 each *	2,00,000.00	2,000.00
	2,00,000.00	2,000.00
Issued, Subscribed and Fully Paid up: 1,32,15,610 (March 31, 2025: 1,92,441) nos. of Equity Shares of Rs 10 each	1,32,156.10	1,924.41
TOTAL	1,32,156.10	1,924.41
Reconciliation of the number of Equity shares		
	As at	As at
	31-Dec-2025	31-Mar-2025
	Rs	Rs
Number of Shares at the Beginning	192.44	192.44
Add: Movement During the year**	13,023.17	0.00
Number of Shares at the End	13,215.61	192.44
Reconciliation of the Amount of Equity Share Capital		
	As at	As at
	31-Dec-2025	31-Mar-2025
	Rs	Rs
Share Capital at the Beginning	1,924.41	1,924.41
Add: Movement During the year**	1,30,231.69	0.00
Share Capital at the End	1,32,156.10	1,924.41

*During the year, the Company increased its Authorized Share Capital from ₹20 lakhs to ₹30 lakhs on May 12, 2025. Subsequently, the Authorized Share Capital was further increased from ₹30 lakhs to ₹20 crores on August 05, 2025.

**During the year, the Company Issued shares in two rounds. In Round I, 13,380 shares were issued on June 05, 2025. In Round II, 7,334 shares were issued on September 09, 2025 and Further Issue of Bonus Shares of 1,30,02,455 shares in the ratio of 61:1 on October 03, 2025

Details of shares held by each shareholder holding more than 5 percent shares

Particulars	As at		As at	
	31-Dec-2025		31-Mar-2025	
	% of Holding	Number of Shares Held	% of Holding	Number of Shares Held
Rakesh Agarwal	54.17%	7,158.77	60.00%	115.46
Raj Kishor Khawar	-	-	-	-
Lakshmi Agarwal	36.11%	4,772.57	40.00%	76.98
TOTAL	90.28%	11,931.34	100.00%	192.44

Shares held by Promoters at the end of the year

Particulars	As at		As at	
	31-Dec-2025		31-Mar-2025	
	No. of Shares	% of Total Shares	No. of Shares	% of Total Shares
Rakesh Agarwal	7,158.77	54.17%	115.46	60.00%
Raj Kishor Khawar*	-	-	-	-
Lakshmi Agarwal	4,772.57	36.11%	76.98	40.00%


**During the previous year, Mr. Raj Kishore Khaware was reclassified and is no longer forming part of the Promoter category of the Company."

NOTE '4' : RESERVES AND SURPLUS

(Amount in thousands)

Particulars	As at	As at
	31-Dec-2025	31-Mar-2025
	Rs	Rs
Securities Premium Reserve		
Opening Balance	1,799.41	1,799.41
Add: Transferred during the Year	90,209.47	-
Less: Bonus Share Issue*	-92,008.88	-
Closing Balance(A)	-	1,799.41
Surplus in Statement of Profit and Loss		
Opening Balance	1,10,706.75	43,929.77
Add: Profit after tax transferred from Statement of Profit and Loss	63,192.44	66,776.99
Less: Bonus Share Issue*	-38,015.67	-
Closing Balance(B)	1,35,883.52	1,10,706.75
Total(A+B)	1,35,883.52	1,12,506.16

*The Company has issued 1,30,02,455 Equity shares of ₹10 each as a bonus in the ratio of 61:1 to the existing equity shareholders. This shares has been allotted on October 03, 2025.



NOTE '5' : LONG TERM BORROWINGS

(Amount in thousands)

Particulars	As at 31-Dec-2025 Rs	As at 31-Mar-2025 Rs
Secured Loan		
Vehicle Loan*	12,592.54	16,214.49
Unsecured Loan		
Business Loan from Banks**	457.02	4,339.35
TOTAL	13,049.56	20,553.84

Nature of security and terms of repayment for Secured Borrowings :

Nature of Security	Terms of Repayment
Rupee Term Loan from ICICI Bank Limited of vehicles amounting to Rs. 48,96,085 secured by the assets purchased from the loan proceedings. (March 31, 2025 : Rs. 71,58,523). Such vehicles are under lien until full repayment is made.	Repayable in 60 monthly instalments, Rate of interest 7.3% to 9.15% p.a.
Rupee Term Loan from BMW Financial Services of vehicles amounting to Rs. 76,96,453 secured by the assets purchased from the loan proceedings. Such vehicles are under lien until full repayment is made.	Repayable in 36 monthly instalments, Rate of interest 9.50 % p.a.
Unsecured loan from ICICI Bank Limited amounting to Rs. 2,01,342 (March 31, 2025 : Rs. 19,15,598). Loan was backed by the personal guarantee of Mr. Rakesh Agarwal, Director of the Company, without any collateral security.	Repayable in 36 monthly instalments, Rate of interest 14.50 % p.a.
Unsecured loan from HDFC Bank Ltd amounting to Rs. 2,55,675 (March 31, 2025 : Rs. 24,53,752). Loan was backed by the personal guarantee of Mr. Rakesh Agarwal, Director of the Company, without any collateral security.	Repayable in 36 monthly instalments, Rate of interest 13.50 % p.a.

*The Company has a total of Seven vehicle loans, of which six are from ICICI Bank and one from BMW Financial Services Limited, secured by hypothecation of the respective vehicles.

**The Company has obtained unsecured business loans from HDFC Bank and ICICI Bank at interest rates of 13.50% and 14.50% respectively. These loans are backed by the personal guarantee of Mr. Rakesh Agarwal, Director of the Company, without any collateral security. The loans were availed in the year December,2023 and carry a tenure of 3 years each.

NOTE '6' : LONG TERM PROVISION

(Amount in thousands)

Particulars	As at 31-Dec-2025 Rs	As at 31-Mar-2025 Rs
Provision for Employee Benefits (Gratuity)	5,530.48	5,436.93
TOTAL	5,530.48	5,436.93

NOTE '7' : SHORT TERM BORROWINGS

(Amount in thousands)

Particulars	As at 31-Dec-2025 Rs	As at 31-Mar-2025 Rs
Secured Loan		
Loan against Term Deposit*	9,699.37	9,092.13
Unsecured loan		
Loan under CGTSME Scheme**	54,966.05	34,227.91
Current maturities to long-term borrowings		
Against Vehicle Loan (Secured)	3,423.63	3,217.38
Against Business Loan from Bank (Unsecured)	5,088.61	4,582.24
Against Business Loan From NBFC (Unsecured)	-	-
TOTAL	73,177.65	51,119.67

A) Nature of security and details of working capital facilities from banks :

Fund based limit Sanctioned of Rs. 9.00 Crore comprising of Working Capital Demand Loan and Cash Credit Facility.

b) Collateral Security:

- Hypothecation charge on Current Assets of the Company
- Residential Land and Building at S-1, Second Floor, Plot No 729, Rani Sati Nagar, Near Ashopa Hospital, Jaipur, Rajasthan, 302019 in the name of Ms. Lakshmi Rakesh Agarwal (Director)
- Lien on Fixed Deposits

c) Personal Guarantee of Mr. Rakesh Agarwal and Ms. Lakshmi Rakesh Agarwal.

* Overdraft Facility taken against term deposits from ICICI Bank and IDFC Bank.

** Overdraft Facility taken under CGTSME Scheme at a interest rate of 9.00 % p.a.



NOTE '8' : TRADE PAYABLES

(Amount in thousands)

Particulars	As at 31-Dec-2025 Rs	As at 31-Mar-2025 Rs
Total Outstanding dues to Micro and Small Enterprises	30.53	244.63
Total Outstanding dues to other than Micro and Small Enterprises	7,280.19	4,765.65
TOTAL	7,310.72	5,010.28

Ageing for Trade Payables outstanding as at 31-Dec-2025

Particulars	Outstanding for the following periods from due date of payments				Total
	Less than 1 years	1-2 Years	2-3 Years	More than 3 Years	
MSME	30.53	-	-	-	30.53
Others	6,065.19	1,215.00	-	-	7,280.19
Disputed Dues - MSME	-	-	-	-	-
Disputed Dues - Others	-	-	-	-	-
TOTAL	6,095.72	1,215.00	-	-	7,310.72

Ageing for Trade Payables outstanding as at 31-Mar-2025

Particulars	Outstanding for the following periods from due date of payments				Total
	Less than 1 years	1-2 Years	2-3 Years	More than 3 Years	
MSME	244.63	-	-	-	244.63
Others	2,869.65	1,896.00	-	-	4,765.65
Disputed Dues - MSME	-	-	-	-	-
Disputed Dues - Others	-	-	-	-	-
TOTAL	3,114.28	1,896.00	-	-	5,010.28

NOTE '9' : OTHER CURRENT LIABILITIES

(Amount in thousands)

Particulars	As at 31-Dec-2025 Rs	As at 31-Mar-2025 Rs
Statutory Dues Payable	2,468.55	3,467.30
Payable to Employees	2,827.30	2,074.36
Payable to Directors	866.93	1,198.39
Interest Payable on Delay in payment to MSME	7.06	13.38
Interest Payable on Delay in deduction/ deposition of TDS	-	19.99
Interest Payable on Loans (Accrued Interest)	-	241.27
Audit Fee Payable	337.50	315.00
Advance from Customers	-	176.00
Bonus Payable	6,095.48	6,095.48
NPS Payable	568.90	-
Contribution Payable	1,786.46	-
Income Tax Payable	21,176.37	6,103.32
TOTAL	36,134.54	19,704.48

NOTE '10' : SHORT TERM PROVISIONS

(Amount in thousands)

Particulars	As at 31-Dec-2025 Rs	As at 31-Mar-2025 Rs
Provision for Employee Benefits (Gratuity)	104.03	102.27
Provision for CSR Expenditure	750.00	-
TOTAL	854.03	102.27

NOTE '12' : DEFERRED TAX ASSETS

(Amount in thousands)

Particulars	As at 31-Mar-2025 Rs	Credited/ (Charged) to P&L Rs	As at 31-Dec-2025 Rs
Deferred Tax Liability on Depreciation	-991.64	1,126.44	134.81
Deferred Tax Asset on Disallowances u/s 43B of Income Tax Act, 1961	1,534.11	-	1,534.11
Deferred Tax Asset on Disallowance u/s 43B(h) of Income Tax Act, 1961	30.09	53.96	84.05
Deferred Tax Asset on Provision for Gratuity (AS-15)	252.57	1,165.53	1,418.09
Total	825.13	2,345.93	3,171.06



NOTE '13': NON-CURRENT INVESTMENT

(Amount in thousands)

Particulars	As at 31-Dec-2025 Rs	As at 31-Mar-2025 Rs
Investment (Equity Shares) in Genxai Bot Private Limited*	550.00	550.00
Investment (Equity Shares) in Logimetrix Techsolutions Private Limited**	9,690.00	-
Investment (Equity Shares) in Veear Projects and Tech Private Limited***	1,632.00	-
Investment (Equity Shares) in Veear Analytics Inc.****	436.46	-
Investment (Equity Shares) in Vaikom*****	2,500.00	-
Investment in GenXAI RIGVED LLP*****	1,350.00	-
Fixed Deposit More than 12 Months	16,291.93	8,572.17
TOTAL	32,450.39	9,122.17

*During the previous year, the Company acquired 100% equity shares of Genxai Bot Private Limited at ₹10 per share (face value ₹10 each). The investment is carried at cost, and management has assessed that there is no indication of impairment in its carrying value as at 31st December, 2025.

**During the year, the Company acquired 51% equity shares of Logimetrix Techsolutions Private Limited at ₹1000 per share (face value ₹10 each). The investment is carried at cost, and management has assessed that there is no indication of impairment in its carrying value as at 31st December, 2025.

***During the year, the Company acquired 51% equity shares of Veear Project and Tech Private Limited at ₹320 per share (face value ₹10 each). The investment is carried at cost, and management has assessed that there is no indication of impairment in its carrying value as at 31st December, 2025.

****During the year, the Company declared to invest 51% equity shares of Veear Analytics Inc. at \$10 per share (face value \$10 each). The investment is carried at cost, and management has assessed that there is no indication of impairment in its carrying value as at 31st December, 2025. (Rate as on acquisition date is Rs. 85.58/\$)

*****During the year, the Company acquired 51% equity shares of Vaikom tech Solution Private Limited at ₹163 per share (face value ₹10 each). The investment is carried at cost, and management has assessed that there is no indication of impairment in its carrying value as at 31st December, 2025.

*****During the year, the Company incorporated GenXAI Rigved LLP with share of 90% at ₹13,50,000. The investment is carried at cost, and management has assessed that there is no indication of impairment in its carrying value as at 31st December, 2025.

NOTE '14': LONG TERM LOANS AND ADVANCES

(Amount in thousands)

Particulars	As at 31-Dec-2025 Rs	As at 31-Mar-2025 Rs
Loan to Subsidiary companies*	98,885.44	34,643.05
TOTAL	98,885.44	34,643.05

* During the year, the Company has complied with the provisions of Section 186 of the Companies Act, 2013 in respect of loans. The particulars are as under:


Entity Name	Purpose	As at 31-Dec-2025 Rs	As at 31-Mar-2025 Rs
Genxai Bot Private Limited	Working capital requirement	34,761.77	11,595.78
Veear Projects and Tech Pvt Ltd	Working capital requirement	18,155.74	1,371.69
Genxai Platform Private Limited	Working capital requirement	32,867.94	21,675.59
Vaikom Tech Solutions Pvt Ltd	Working capital requirement	200.00	-
Logimetrix Techsolutions Pvt Ltd	Working capital requirement	12,500.00	-
GenxAI Softgrid Pvt. Ltd	Working capital requirement	400.00	-
TOTAL		98,885.44	34,643.05

Management has assessed that these transactions are within the limits prescribed under Section 186(2) of the Act / duly approved by shareholders wherever applicable.

NOTE '15': TRADE RECEIVABLES

(Amount in thousands)

Particulars	As at 31-Dec-2025 Rs	As at 31-Mar-2025 Rs
Undisputed Trade Receivables		
Considered Good	88,764.47	59,788.04
Considered Doubtful	-	-
TOTAL	88,764.47	59,788.04



Ageing for Trade Receivables outstanding as at 31-December-2025

Particulars	Outstanding for the following periods from due date of payments				Total
	Less than 6 Months	6 Months- 1 Year	1-2 Years	2- 3 Years	
Undisputed trade receivables - considered good	85,890.46	2,874.02	-	-	88,764.47
considered doubtful	-	-	-	-	-
Disputed trade receivables - considered good	-	-	-	-	-
considered doubtful	-	-	-	-	-
TOTAL	85,890.46	2,874.02	-	-	88,764.47

Ageing for Trade Receivables outstanding as at 31-Mar-2025

Particulars	Outstanding for the following periods from due date of payments				Total
	Less than 6 Months	6 Months- 1 Year	1-2 Years	2- 3 Years	
Undisputed trade receivables - considered good	59,474.49	281.25	32.31	-	59,788.04
considered doubtful	-	-	-	-	-
Disputed trade receivables - considered good	-	-	-	-	-
considered doubtful	-	-	-	-	-
TOTAL	59,474.49	281.25	32.31	-	59,788.04

NOTE '16': CASH AND BANK BALANCES

(Amount in thousands)

Particulars	As at 31-Dec-2025 Rs	As at 31-Mar-2025 Rs
Cash & Cash Equivalents		
Cash on hand		
- In INR	396.54	93.35
- In Foreign Currency (Rupee Value)	-	-
Balances with scheduled banks		
- In current accounts	1,647.71	2,343.72
- In term accounts		
(a) Less than 3 months	-	384.79
(b) 3 to 12 months	21,368.03	28,515.85
- In Foreign Currency (Rupee Value)	3,179.66	-
TOTAL	26,591.94	31,337.72

NOTE '17': SHORT-TERM LOAN AND ADVANCES

(Amount in thousands)

Particulars	As at 31-Dec-2025 Rs	As at 31-Mar-2025 Rs
Loan to Others	896.07	1,571.47
TOTAL	896.07	1,571.47

NOTE '18': OTHER CURRENT ASSETS

(Amount in thousands)

Particulars	As at 31-Dec-2025 Rs	As at 31-Mar-2025 Rs
Advance to Suppliers	2,829.05	1,182.80
Deposits	1,810.00	810.00
Advance to Employees	1,133.80	781.17
Advance to Others	7,582.04	7,010.00
Prepaid Expenses	880.78	-
Income Accrued but not billed	33,552.72	15,954.72
TDS Recoverable	488.01	47.68
TCS Recoverable	87.55	-
Accrued Interest (on Term Deposits)	652.30	53.24
IPO Expenses	12,211.09	-
Balance with Government Authorities	17,865.83	-
TOTAL	79,093.16	25,839.61



NOTE '19': REVENUE FROM OPERATIONS

(Amount in thousands)

Particulars	For the period ended 31-Dec-2025 Rs	For the year ended 31-Mar-2025 Rs
Sale Of Services		
- IT Services Domestic		
- From Corporate office (Rajasthan)		
Billed Revenue	1,41,661.31	1,77,351.83
Unbilled Revenue at the beginning	-14,323.84	-3,417.00
Unbilled Revenue at the end	15,177.12	14,323.84
Amendments of Previous Financial Year	-	-
	1,42,514.58	1,88,258.67
- From Branch office (Maharashtra)		
Billed Revenue	6,261.75	6,933.10
Unbilled Revenue at the beginning	-	-
Unbilled Revenue at the end	748.47	-
	7,010.22	6,933.10
- IT Services Export		
- From Corporate office (Rajasthan)		
Billed Revenue	72,752.93	62,430.90
Unbilled Revenue at the beginning	-	-1,031.58
Unbilled Revenue at the end	17,627	1,721.02
	90,380.07	63,120.35
- From Branch office (Maharashtra)		
Billed Revenue	-	-
Unbilled Revenue at the beginning	-	-
Unbilled Revenue at the end	-	-
	-	-
TOTAL	2,39,904.87	2,58,312.12

NOTE '20': OTHER INCOME

(Amount in thousands)

Particulars	For the period ended 31-Dec-2025 Rs	For the year ended 31-Mar-2025 Rs
Interest on Term Deposits	1,389.09	1,970.44
Interest on Income Tax Refund	-	299.56
Balance written off	-	280.57
Interest on Loans and Advances	2,588.22	1,373.99
TOTAL	3,977.30	3,924.56

NOTE '21': EMPLOYEES BENEFITS EXPENSES


(Amount in thousands)

Particulars	For the period ended 31-Dec-2025 Rs	For the year ended 31-Mar-2025 Rs
Salaries	75,559.60	95,036.88
Bonus	8,734.05	3,424.53
Leave Encashment	13.33	394.13
Per Diem Allowances	334.50	436.00
Employer's contribution to Provident fund	1,367.20	1,446.84
Employer's contribution to ESIC	34.55	36.27
PF Administrative Charges	102.17	112.61
Gratuity Expense (See Note-28)	95.32	1,147.75
Staff welfare expenses	985.35	1,056.14
TOTAL	87,226.05	1,03,091.15

NOTE '22': FINANCE COST

(Amount in thousands)

Particulars	For the period ended 31-Dec-2025 Rs	For the year ended 31-Mar-2025 Rs
Interest on Vehicle Loan	1,036.29	1,330.41
Interest on Business Loan	681.00	1,922.62
Interest on overdraft	1,983.90	1,642.26
Loan Processing Fee	512.46	955.02
TOTAL	4,213.65	5,850.31



NOTE '23': OTHER EXPENSES

(Amount in thousands)

Particulars	For the period ended 31-Dec-2025 Rs	For the year ended 31-Mar-2025 Rs
(A) PROJECT DELIVERY EXPENSES		
Consultancy Charges	37,181.90	23,339.26
Hosting and Server Rent	234.21	701.03
Software and Development cost	1,591.90	6,944.80
TOTAL (A)	39,008.01	30,985.09
(B) Administrative, Sales and General Expenses		
Auditors Remuneration	375.00	350.00
Bank charges	240.62	156.63
Bad Debts	-	319.85
Commission & Brokerage	267.50	90.00
Consumable Expenses	-	20.65
Contractual Personnel	586.44	192.78
Donation (including CSR expense)	750.00	-
Foreign Exchange Loss	-525.48	583.82
Insurance	829.38	1,601.49
Interest to MSME	-6.32	13.38
Interest on Taxes	-	38.09
Internet and Telephone Expenses	483.05	85.60
Late fee on GST and TDS	-	12.00
Legal & Professional Fee	2,599.67	1,433.40
Membership & Subscription Expenses	184.62	55.96
Office Expenses	852.60	602.72
Postage and Courier Expenses	48.05	63.92
Printing and Stationary	173.22	162.25
Trademark and Patent	144.00	-
Rates and Taxes	242.83	322.27
Recruitment Expenses	219.65	447.32
Rent	2,608.96	2,771.42
Repair & Maintenance - office equipment's	165.90	159.52
Repair & Maintenance - vehicle	93.32	103.91
Balances Written Off	-6.68	-
ROC Expenses	74.83	-
Sales & Business Promotion Expenses	2,592.85	1,881.71
TDS on behalf on Employees	-	6.33
Travelling & Conveyance Expenses	7,413.29	9,260.11
Water and Electricity Expenses	289.54	373.70
Training Expense	-	225.00
Other Expenses	319.42	36.76
(Gain)/Loss on sale of Fixed Assets	2,303.18	869.96
TOTAL (B)	23,319.45	22,240.52
GRAND TOTAL (A+B)	62,327.46	53,225.61

NOTE '24': EXCEPTIONAL AND PRIOR PERIOD ITEMS

(Amount in thousands)

Particulars	For the period ended 31-Dec-2025 Rs	For the year ended 31-Mar-2025 Rs
Prior Period Items		
Gratuity expense related to earlier years*	-	4,535.68
TOTAL	-	4,535.68

* During the previous year, the Company recognized an expense of ₹45,35,682/- towards gratuity liability relating to earlier financial years (up to 31st March 2024), on account of first-time adoption of Accounting Standard 15 (Revised) – Employee Benefits.

This liability was determined based on an actuarial valuation and was not previously provided. Accordingly, the said amount has been disclosed separately as a Prior Period Item in the Statement of Profit and Loss for the year ended 31st March 2025, in accordance with Accounting Standard 5 – Net Profit or Loss for the Period, Prior Period Items and Changes in Accounting Policies.



NOTE '25': TAX EXPENSES

(Amount in thousands)

Particulars	For the period ended 31-Dec-2025 Rs	For the year ended 31-Mar-2025 Rs
Current tax		
In relation to current period	21,573.05	22,773.24
In relation to prior period	-	1,141.54
Deferred tax		
In relation to the current period	(2,345.93)	260.90
Total income tax expense recognised in the current period	19,227.12	24,175.68
Reconciliation of Tax as per book profits and Income Tax		
Profit before tax	82,419.56	90,952.66
Tax Rate	25.168%	25.168%
Accounting Profit multiplied by Tax Rate	20,743.00	22,891.00
Prior Period Deferred tax due to change in tax rate	-	-
Tax on Disallowed Expenditure	829.70	1,284.71
In relation to prior period	-	-
Deferred Tax Expenses	(2,345.93)	-
Total income tax expense recognised in the current period	19,226.76	24,175.71

NOTE '26': BASIC & DILUTED EARNING PER SHARE

(Amount in thousands)

Particulars	For the period ended 31-Dec-2025 Rs	For the year ended 31-Mar-25 Rs
Net Profit as per Profit and Loss Account (Rs.)	63,192.44	66,776.99
Net Profit available to Equity Shareholders (Rs.)	63,192.44	66,776.99
Weighted Average Number of Equity Shares used as denominator for calculating Basic EPS	1,32,156.10	14,926.87
Nominal Value of Shares	10.00	10.00
Basic Earning Per Share (Rs.)	0.48	4.47
Diluted Earning Per Share (Rs.)	0.48	4.47



NOTES FORMING PART OF THE FINANCIAL STATEMENTS
Note 11 : Property, Plant and Equipment and Intangible Assets

Particulars	GROSS BLOCK			DEPRECIATION			NET BLOCK		
	As at 31-Mar-2025	Addition	Sale / Transfer	As at 31-Dec-2025	As at 31-Mar-2025	Depreciation for the year	Adjustment/ Deduction	As at 31-Dec-2025	As at 31-Mar-2025
Property, Plant and Equipment									
A. OFFICE EQUIPMENTS	1,083.62	1,051.85	-	2,135.47	354.92	249.59	-	604.52	728.70
B. COMPUTERS AND DATA PROCESSING UNITS (i) End User Devices	6,791.60	1,529.59	-	8,321.19	4,260.40	1,199.28	-	5,459.68	2,531.20
C. MOTOR VEHICLES (i) Motor Car	27,251.23	9,607.89	11,523.99	25,335.13	3,204.21	2,342.48	820.80	4,725.88	24,047.02
D. FURNITURE AND FITTINGS (i) General Furniture and Fittings	37.20	-	-	37.20	10.60	1.77	-	12.37	26.60
TOTAL (A+B+C+D)	35,163.66	12,189.33	11,524	35,829.00	7,830.13	3,793.12	820.80	10,802.45	27,333.52
PREVIOUS YEAR	26,503.39	16,266.15	7,605.88	35,163.66	5,748.98	4,567.07	2,485.92	7,830.13	20,754.40
Intangible Assets									
A. Sales Incentive Compensation Management Portal	25,911.52	-	-	25,911.52	14.19	5,902.34	-	3,916.53	25,897.33
TOTAL (A)	25,911.52	-	-	25,911.52	14.19	3,902.34	-	3,916.53	25,897.33
PREVIOUS YEAR	-	25,911.52	-	25,911.52	-	14.19	-	14.19	-
Intangible Assets Under Development									
A. Sales Incentive Compensation Management Portal 2.0	-	27,222.53	-	27,222.53	-	-	-	27,222.53	-
TOTAL (A)	-	27,222.53	-	27,222.53	-	-	-	27,222.53	-
PREVIOUS YEAR	-	-	-	-	-	-	-	-	-
GRAND TOTAL	61,075.17	39,411.86	11,524	88,963.04	7,844.32	7,695.46	820.80	14,718.98	53,230.85
GRAND TOTAL PREVIOUS YEAR	26,503.39	16,266.15	7,605.88	35,163.66	5,748.98	4,567.07	2,485.92	7,830.13	20,754.40



NOTES FORMING PART OF THE FINANCIAL STATEMENTS

NOTE '27' : RELATED PARTY DISCLOSURE AS REQUIRED UNDER AS-18

I. Enterprises where Control Exists:

1. Subsidiaries:

(i) Direct Subsidiaries:

- (a) GenXAI Bot Private Limited (100%)
- (b) Logimatrix Techsolutions Private
- (c) Veeva Projects and Tech Private Limited (51%)
- (d) Veeva Analytics Inc (51%)
- (e) Vaikom Tech Solution Private Limited (51%)
- (f) GenXAI RIGVED LLP (90%)

(ii) Step-down Subsidiaries:

- (a) GenXAI Platform Private Limited (100%)
- (b) GenXAI Softgrid Private Limited (70%)
- (c) GenXAI INC (100%) (Formerly Known as: GenXAI Technologies Inc.)
- (d) GenXAI Pte. Ltd. (100%)

II. Other Related Parties with whom the Company had Transactions

1. Directors/ Key Management Personnel (KMP):

(i) Directors

- (a) Rakesh Agarwal
- (b) Lakshmi Agarwal (w.e.f. 04/12/2023)
- (c) Raj Kishor Khaware
- (d) Shivraj Khaware (upto 09/07/2025)
- (e) Ranganathan Bharamidharan (upto 27/12/2023)

(ii) KMP & Independent Directors

- (a) Sharad Singhvi (CEO w.e.f. 01/01/2026)
- (b) Ashish Goyal (CFO w.e.f. 02/09/2025)
- (c) Neha Agarwal (CS w.e.f. 02/09/2025)
- (d) Manan Jain (ID w.e.f. 02/09/2025)
- (e) Shobhit Goyal (ID w.e.f. 02/09/2025)

2. Related Parties of Directors/ KMP:

(i) Entities in which Directors are Interested:

- (a) Agarwal Consulting Group LLP
- (b) Agstech Partners LLP
- (c) Harbinger Techexes Private Limited (upto 27/11/2023)
- (d) Veeva Project Inc.
- (e) Solvami Technologies India Private Limited (upto 27/12/2023)
- (f) Proximaray Technologies Private limited (upto 31/03/2025)

III. Information Regarding Significant Transactions / Balances

Particulars	Dec-25 Rs.	Mar-25 Rs.
Transaction Summary:		
Sale of Services		
Veeva Analytics Inc.	28,367.61	49,737.40
GenXAI INC	29,051.68	-
Purchase of Services		
GenXAI Softgrid Private Limited	2,311.78	105.00
Harbinger Techexes Private Limited	2,500.00	-
Lakshmi Agarwal	1,250.00	3,682.03
Agarwal Consulting Group LLP	-	2,900.00
Veeva Project and Tech Private Limited	-	-
Proximaray Technologies Private limited	-	-
GenXAI INC	4,163.82	-
GenXAI Pte Ltd	7,208.33	-
Acquisition cost of Property, Plant and Equipment		
Agarwal Consulting Group LLP	-	9,317.80
Agstech Partners LLP	-	2,783.36
Investment in Subsidiaries		
GenXAI Bot Private Limited	-	550.00
Logimatrix Techsolutions Private Limited	9,690.00	-
Veeva Projects and Tech Private Limited	1,632.00	-
Vaikom Tech Solution Private Limited	2,500.00	-
Veeva Analytics Inc.	436.46	-
GenXAI RIGVED LLP	1,350.00	-
Remuneration to Directors		
Rakesh Agarwal	2,250.00	1,500.00
Lakshmi Agarwal	1,000.00	-
Shivraj Khaware	-	300.00
Manan Jain	7.50	-
Shobhit Goyal	7.50	-
Advances Given during the year		
Genxai Bot Private Limited	24,725.00	11,410.00
Genxai Platform Private Limited	23,270.00	20,750.00
GenXAI Softgrid Private Limited	400.00	-
Veeva Project and Tech Private Limited	16,718.00	1,325.00
Logimatrix Techsolutions Private Limited	12,500.00	-
Vaikom Tech Solution Private Limited	200.00	-
Proximaray Technologies Private limited	128.75	-
Ashish Goyal	600.00	-
Advances Recovered during the year		
Ashish Goyal	600.00	-
Proximaray Technologies Private limited	804.16	-
GenXAI Bot Private Limited	2,500.00	-
Genxai Platform Private Limited	13,400.00	-
Salary To Relatives of Directors/KMP		
Ashish Goyal	2,025.00	-
Neha Agarwal	226.67	-
Ajinkya Dumbhare	862.50	-
Pravar Upadhyay	2,100.00	-
Interest Income		
Genxai Bot Private Limited	1,045.55	206.42
Genxai Platform Private Limited	1,469.28	1,028.43
Veeva Project and Tech Private Limited	73.39	51.87



Outstanding Balances:		
Trade Receivables		
Veeva Analytics Inc.	35,001.50	27,727.92
GenXAI INC	29,051.68	-
Trade Payables		
Lakshmi Agarwal	44.37	270.42
GenXAI Soflgn Private Limited	-	-
Agarwal Consulting Group LLP	-	1,875.20
Other Current Liabilities		
Rakesh Agarwal	210.35	530.00
Lakshmi Agarwal	189.65	-
Ashish Goyal	161.30	-
Ajinkya Dumbhare	84.32	-
Pravar Upadhyay	161.03	-
Neha Agarwal	53.07	-
Other Current Assets		
Ashish Goyal	372.04	-
Pravar Upadhyay	387.21	-
Genxai Bot Private Limited	663.54	-
Genxai Platform Private Limited	582.80	-
Long-term Loan and Advances		
Genxai Bot Private Limited	34,761.77	11,595.78
Genxai Platform Private Limited	32,867.94	21,675.59
GenXAI Soflgn Private Limited	400.00	-
Logimetrics Techsolutions Private Limited	12,500.00	-
Vaikom Tech Solution Private Limited	200.00	-
Veeva Project and Tech Private Limited	18,155.74	1,371.69
Short-term Loan and Advances		
Ranganathan Bharanidharan	0.00	-
Proximaray Technologies Private limited	896.07	-



Note -"28" Disclosure Under AS-15 "Employee Benefits"

(I) Defined contribution plans

The Company has charged Rs. 14,44,900/- (March 31, 2025: Rs. 14,46,839/-, March 31, 2024: Rs 17,05,282/-) in Statement of Profit and Loss as Company's Contribution to Provident Fund.

(ii) Defined benefit plans

The benefits payable under this plan are governed by "Gratuity Act 1972". Under the Act, employee who has completed five years of service is entitled to specific benefit. The level of benefit provided depends on the member's length of services and salary at retirement age.

Particulars	(Amount in thousands)	
	For the period ended 31-Dec-2025 Rs	For the year ended 31-Mar-2025 Rs
Present value of Benefit obligation		
Present value of Benefit obligation on 01-04-2025	5,539.20	4,535.68
Current Service Cost	1,086.16	1,659.81
Interest Cost	263.50	306.16
Benefits Paid	-	(144.23)
Actuarial Losses/(gains)	(1,254.35)	(818.22)
Present value of Benefit obligation on 31-12-2025	5,634.51	5,539.20
Bifurcation of Present Value of Benefit Obligation		
Current-Amount (due within one year)	104.03	102.27
Non- Current Amount (Not due within one year)	5,530.48	5,436.93
	5,634.51	5,539.20
Net Asset/(Liability) recognised in the Balance Sheet		
Present Value of Defined Benefit Obligation on 31-12-2025	(5,634.51)	(5,539.20)
Fair Value of Plan Assets	-	-
Unrecognised Past Service Cost	-	-
Net Asset/(Liability) recognised in the Balance Sheet	(5,634.51)	(5,539.20)
Change in defined benefit obligations (DBO) during the year		
Current Service Cost	1,086.16	1,659.81
Interest Cost	263.50	306.16
Expected return on Plan Assets	-	-
Benefits Paid	-	(144.23)
Net actuarial losses (gains) recognised in the year	(1,254.35)	(818.22)
Expense recognised in P & L	95.32	1,003.52
Change in Fair Value of Plan Assets		
Fair Value of Plan Assets on 01-04-2025	-	-
Expected return on Plan Assets	-	-
Actual Company Contributions	-	-
Actuarial Gain/(Loss)	-	-
Benefits Paid	-	-
Fair Value of Plan Assets on 31-12-2025	-	-
Asset Category of Plan Assets		
Government of India Securities	-	-
High Quality Corporate Bonds	-	-
Equity Shares of Listed companies	-	-
Property	-	-
Funds managed by Insurance Company	-	-
Cash/Bank Balance	-	-
Asset Category of Plan Assets	-	-
Actuarial Assumptions		
Economics		
Discount Rate	6.55%	6.75%
Expected Return on Plan Assets	-	-
Salary Escalation	7.00%	7.00%
Demographic		
Retirement Age	60	60
Attrition Rate	5% to 1%	5% to 1%
Mortality Rate	Indian Assured Lives Mortality (2012-14) Ult.	Indian Assured Lives Mortality (2012-14) Ult.



Note No. '29' ADDITIONAL REGULATORY INFORMATION

Ratio	Numerator	Denominator	As at 31st Dec 2025	As at 31st March 2025	% Variance	Reason for Variance
(a) Current Ratio	Current Assets	Current Liability	1.66	1.56	7%	Increase in current assets and current lib.
(b) Debt-Equity Ratio	Total Debt	Shareholder's Equity	0.32	0.63	-49%	Increase In share capital
(c) Debt Service Coverage Ratio	Earnings available for debt service	Debt Service	8.05	11.01	-27%	Repayment of debt
(d) Return on Equity Ratio	Net Profit after taxes	Average Shareholder's Equity	0.33	0.82	-60%	Increase In share capital
(e) Inventory turnover ratio*	-	-	-	-	-	-
(f) Trade Receivables turnover ratio	Net Sales	Average Trade receivables	3.23	5.93	-46%	Decrease due to Quick recovery
(g) Trade payables turnover ratio	Net Operating Cost	Average Trade Payables	20.49	23.20	-12%	Decrease due to Quick Payment
(h) Net capital turnover ratio	Net Sales	Working Capital	3.08	6.06	-49%	Increase in working capital
(l) Net profit ratio	Net Profit after taxes	Net Sales	0.26	0.26	2%	Increase in expenditure
(j) Return on Capital employed	Earning before interest and taxes	Capital Employed	0.25	0.52	-53%	Increase in net worth due to issue share capital
(k) Return on investment**	-	-	-	-	-	-

Ratios	Numerator	Denominator	As at 31st Dec 2025		As at 31st March 2025	
			Numerator	Denominator	Numerator	Denominator
(a) Current Ratio	Current Assets	Current Liability	1,95,345.64	1,17,476.94	1,18,536.83	75,936.69
(b) Debt-Equity Ratio	Total Debt	Shareholder's Equity	86,227.21	2,68,039.62	71,673.51	1,14,430.57
(c) Debt Service Coverage Ratio	Net Profit before tax + Depreciation+ Interest	Interest + Principal Repayments	94,328.66	11,717.93	1,01,384.23	9,205.48
(d) Return on Equity Ratio	Net Profit after taxes	Average Shareholder's Equity	63,192.44	1,91,235.10	66,776.98	81,042.08
(e) Inventory turnover ratio*	-	-	-	-	-	-
(f) Trade Receivables turnover ratio	Net Sales	Average Trade receivables	2,39,904.87	74,276.26	2,58,312.11	43,540.42
(g) Trade payables turnover ratio	Net Operating Cost	Average Trade Payables	1,26,234.06	6,160.50	1,34,076.24	5,779.47
(h) Net capital turnover ratio	Net Sales	Working Capital	2,39,904.87	77,868.70	2,58,312.11	42,600.14
(l) Net profit ratio	Net Profit after taxes	Net Sales	63,192.44	2,39,904.87	66,776.98	2,58,312.11
(j) Return on Capital employed	Earning before interest and taxes	Tangible Net Worth + Total Debt+Deffered Tax Liability	86,633.21	3,51,095.77	96,802.97	1,86,104.08
(k) Return on investment**	-	-	-	-	-	-

* This ratio is not applicable since no Inventory are held by the company

** In absence of required data that is market value etc. the return on investment ratio could not be calculated

NOTE '30': AUDITOR'S REMUNERATION

Particulars	(Amount in thousands)	
	For the period ended 31-Dec-2025 Rs.	For the year ended 31-Mar-2025 Rs.
Auditors Remuneration		
Statutory Audit	187.50	250.00
Consolidation	112.50	50.00
Tax Audit	75.00	35.00
Annual ROC Certification	-	15.00
TOTAL	375.00	350.00



NOTE '31' : EARNINGS IN FOREIGN EXCHANGE

(Amount in thousands)

Particulars	For the period ended 31-Dec-2025 Rs	For the year ended 31-Mar-2025 Rs.
IT Services	90,380.07	62,430.90
TOTAL	90,380.07	62,430.90

NOTE '32' : EXPENDITURE IN FOREIGN CURRENCY

(Amount in thousands)

Particulars	For the period ended 31-Dec-2025 Rs	For the year ended 31-Mar-2025 Rs.
Foreign Bank Charges	2.59	15.76
Software and Licensing Expense	420.03	6,029.16
Professional Consultancy	16,374.77	3,370.89
Travelling	179.58	-
Legal & professional fee	48.31	-
TOTAL	17,025.28	9,415.81

NOTE '33' : AMOUNT DUE UNDER MSMED ACT, 2006

The Company has amounts due to suppliers under The Micro, Small and Medium Enterprises Development Act, 2006, [MSMED Act] as at December 31, 2025. The disclosure pursuant to the said Act is as under:

(Amount in thousands)

Particulars	For the period ended 31-Dec-2025 Rs	For the year ended 31-Mar-2025 Rs.
Principal amount due to suppliers under MSMED Act, 2006	30.53	243.44
Interest accrued, due to suppliers under MSMED Act on the above amount, and unpaid	0.96	0.03
Payment made to suppliers (other than interest) beyond the appointed day during the year	835.89	1,034.10
Interest paid to suppliers under MSMED Act (Section 16)	-	-
Interest due and payable towards suppliers under MSMED Act for payments already made	6.10	13.35
Interest accrued and remaining unpaid at the end of the year to suppliers under MSMED Act	7.06	13.38
Amount of further interest remaining due and payable even in the succeeding years	7.06	13.38

The Company has compiled the above information based on the current information in its possession as at December 31, 2025.

NOTE '34' : CORPORATE SOCIAL RESPONSIBILITY (CSR)

Pursuant to the provisions of Section 135 of the Companies Act, 2013 read with the Companies (Corporate Social Responsibility Policy) Rules, 2014 (as amended), the requirements relating to Corporate Social Responsibility (CSR) shall become applicable to the Company from the financial year 2025-26, since the eligibility criteria under Section 135 have been met based on the financial performance of the year 2024-25.

Accordingly, from the financial year 2025-26, the Company will be required to spend, 2% of the average net profits of the three immediately preceding financial years, calculated in accordance with Section 198 of the Act, towards CSR activities.

NOTE '35' : CONTINGENT LIABILITIES AND COMMITMENTS

During the financial year 2021-22, the Company declared an interim dividend. In terms of Section 123(4) of the Companies Act, 2013, the dividend amount should have been transferred to a separate bank account within five days of its declaration. However, the Company did not open a separate account and instead disbursed the interim dividend directly from its existing bank account within the prescribed 30-day period. The non-compliance of not opening a separate account may attract a penalty of up to ₹10,000 under Section 450 of the Companies Act, 2013.

(a) Contingent liabilities

Particulars	As at Dec 31, 2025	As at March 31, 2025
Registrar of Companies *	300.00	-
Corporate guarantees given to Bank **	13,000.00	12,000

Explanation on the above Contingencies and Commitments:

*The company failed to pay dividends through the specific bank account instead using a personal bank account, violating compliance requirements. The Registrar of Companies (ROC) raised a approx Rs. 3,00,000 demand for this breach. The company has filed the adjudication form. This matter highlights penalties for non-compliance under the Companies Act.

** The company's counter guarantees of Rs. 130 Lakhs (December 31, 2025 : Rs. 130 Lakhs) to the Scheduled Bank against the guarantees for satisfactory fulfillment of the terms and conditions of the contracts by the Company.


Except for the matter disclosed above, the Company does not have any contingent liabilities or commitments which are required to be disclosed under the Companies Act, 2013.

NOTE '36' : SEGMENT REPORTING

The Company is engaged in a single business segment therefore no disclosures are required under the Accounting Standard "Segment Reporting" (AS-17) notified under the Companies (Accounting Standards) Rules, 2006 and Companies (Accounts) Rules, 2014.

NOTE '37' : IMPAIRMENT LOSS

The company could not found any indication for execution of impairment test as on the balance sheet date therefore no impairment loss has been recognized during the year.



NOTE '38' : CAPITAL COMMITMENTS

Estimated amount of contracts remaining to be executed on capital account (net of advances and inclusive of taxes) as at December 31, 2025 is NIL (As at March 31, 2025 Rs. NIL)

NOTE '39' : EVENTS AFTER THE REPORTING PERIOD

There were no events subsequent to the reporting date that require adjustment to or disclosure in the financial statements as at 31 December 2025.

Note '40': The Company is exempted from the provisions of Section 186(1) of Companies Act, 2013 as it is not engaged in the business of infrastructure facilities as provided under schedule VI of the Companies Act, 2013 and accordingly.

Note '41': In the opinion of the Board, all assets other than property, plant & equipment have a realisable value in the ordinary course of business which is not significantly differ from the amount at which it is stated. Balances of various trade payables, trade receivables and security deposits are subject to confirmation/reconciliation and consequential adjustments, if any. In the opinion of the management, such adjustments, if any, will

Note '42': The Indian Parliament has approved the Code on Social Security, 2020 which would impact the contributions by the company towards Provident Fund and Gratuity. The Ministry of Labour and Employment had

Note '43': The Company does not hold any Benami Property as defined under Benami Transactions (Prohibition) Act (45) of 1988 and rules made thereunder.

Note '44': The Company does not have any transactions with companies struck off under section 248 of Companies Act 2013 or Section 560 of Companies Act 1956, during the period ending 31 Dec 2025 and during the financial year ending 31 March 2025.

Note '45': Utilisation of borrowed funds and share premium

(a) No funds (which are material either individually or in the aggregate) have been advanced or loaned or invested (either from borrowed funds or share premium or any other sources or kind of funds) by the Company to or in any other person or entity, including foreign entity ("Intermediaries"), with the understanding, whether recorded in writing or otherwise, that the Intermediary shall, whether, directly or indirectly lend or invest in other persons or entities identified in any manner whatsoever by or on behalf of the Company ("Ultimate Beneficiaries") or provide any guarantee, security or the like on behalf of the Ultimate Beneficiaries

(b) No funds (which are material either individually or in the aggregate) have been received by the Company from any person or entity, including foreign entity ("Funding Parties"), with the understanding, whether recorded in writing or otherwise, that the Company shall, whether, directly or indirectly, lend or invest in other persons or entities identified in any manner whatsoever by or on behalf of the Funding Party ("Ultimate Beneficiaries") or provide any guarantee, security or the like on behalf of the Ultimate Beneficiaries.

Note '46': No fraud on or by the Company has been noticed or reported during the period ending 31 Dec 2025 and the financial year ending 31 March 2025.

Note '47': There is no scheme of arrangement of Company which is approved by the Competent Authority in terms of section 230 to 237 of the Companies Act, 2013.

Note '48': The Company does not have any undisclosed income during the period ending 31 Dec 2025 and the financial year ending 31 March 2025.

Note '49': The Company does not traded or invested in Crypto Currency or Virtual Currency during the period ending 31 Dec 2025 and the financial year ending 31 March 2025.

Note '50': Other disclosures as required by Schedule III are either nil or not applicable.

Note '51': Previous year's figure have been regrouped and rearranged wherever necessary to confirm to this current year's classification.

As per our report attached
For SK PATODIA & ASSOCIATES LLP
Chartered Accountants
FRN : 112723W/W100962



Vikas Tambi
Partner
Membership Number: 408970

Date : March 25, 2026
Place : Jaipur

Genxai Analytics Ltd.

FOR GENXAI ANALYTICS LIMITED
Formerly Known as : GENXAI ANALYTICS PRIVATE LIMITED

Genxai Analytics

Director

Managing Director
Rakesh Agarwal
DIN: 07678298

Chief Financial Officer
Ashish Goyal
M.No : 431932

Whole Time Director
Lakshmi Agarwal
DIN:07019939

Company Secretary
Neha Agarwal
M.No. : A71061